

STATEMENT OF APPROVED BUDGET, UTILIZATIONS, DISBURSEMENTS AND BALANCES
As of the Quarter Ending DECEMBER 31, 2014

Department : State Universities & Colleges (SUC)





Agency : MINDORO STATE COLLEGE OF AGRICULTURE AND TECHNOLOGY

Operating Unit :04

Organization Code (UACS) 08 044 00 00000

Funding Source Code (as clustered) : Off-Budget Funds

Particulars	UACS CODE	Approved Budget			Budget Utilization					Disbursements					BALANCES			
		Approved Budgeted Revenue	Adjustments (Additions, Reductions, Realignment)	Adjusted Budgeted Revenue	1st Quarter	2nd Quarter	3rd Quarter	4th Quarter	Total	1st Quarter	2nd Quarter	3rd Quarter	4th Quarter	Total	Unutilized Budget	Unpaid Utilizations (10-15) = (17+18)		
					Ending March 31	Ending June 30	Ending Sept. 30	Ending Dec. 31		Ending March 31	Ending June 30	Ending Sept. 30	Ending Dec. 31			Due and Demandable / Accounts Payable	Not Yet Due and Demandable	
1	2	3	4	5=[3+(-)4]	6	7	8	9	10=(6+7+8+9)	11	12	13	14	15=(11+12+13+14)	16=(5-10)	17	18	
I. Agency Approved Budget																		
<i>General Administration and Support</i>																		
<i>General Administration and Supervision</i>																		
PAP		16,843	6,722	23,565	556	788	1,884	2,768	5,996		566	788	1,884	2,768	5,996	17,569		
PS	50101000	2,180	708	2,888	170	316	237	584	1,307		170	316	237	584	1,307	1,581		
MOOE	50200000	4,988	2,942	7,930	102	274	936	26	1,338		102	274	936	26	1,338	6,592		
CO		9,675	3,072	12,747	284	198	711	2,158	3,351		284	198	711	2,158	3,351	9,386		
<i>Support to Operations</i>																		
PAP																		
PS																		
MOOE																		
CO																		
<i>Operations</i>																		
<i>MFO 1 - [MFO Description]</i>																		
PAP		58,682	9,135	67,817	11,481	9,498	13,300	29,749	64,028		10,801	9,343	11,823	28,912	60,905	3,789	1,132	
Higher Education Services																		
PS	50101000	25,442	1,370	26,812	3,847	4,182	5,051	7,782	20,872.00		3,847	4,182	5,051	7,571	20,651.00	5,940	221	
MOOE	50200000	16,716	6,445	23,161	4,889	4,441	4,617	12,303	26,250.00		4,259	4,336	4,590	12,951	26,136.00	(3,089)	123	
CO		16,524	1,320	17,844	2,745	875	3,632	9,654	16,906.00		2,695	825	2,182	8,390	14,118.00	938	788	
				0														
				0														
PAP		2,798	1,218	4,016	78	137	171	407	793		77	137	171	160	545	3,223	240	
Research																		
PS	50101000	717	451	1,168	21	42	104	73	240.00		21	42	104	66	233.00	928		
MOOE	50200000	1,926	464	2,390	35	95	67	334	531.00		35	95	67	94	281.00	1,859	240	
Fin Exp.(if applicable)				0					-									
CO		155	303	458	22				22.00		21				21.00	436		
									-									
									-									
									-									
PAP		2,798	2,381	5,179	4	0	14	25	43		4	0	14	25	43	5,136	0	
Extension																		
PS	50101000	531	28	559	4	0	14	25	43.00		4	0	14	25	43.00	516		
MOOE	50200000	1,948	1,286	3,234				0	-						-	3,234		
Fin Exp.(if applicable)				0				0	-						-			
CO		319	1087	1,386				0	-						-	1,386		

Particulars	UACS CODE	Approved Budget			Budget Utilization					Disbursements					BALANCES			
		Approved Budgeted Revenue	Adjustments (Additions, Reductions, Realignment)	Adjusted Budgeted Revenue	1st Quarter	2nd Quarter	3rd Quarter	4th Quarter	Total	1st Quarter	2nd Quarter	3rd Quarter	4th Quarter	Total	Unutilized Budget	Unpaid Utilizations (10-15) = (17+18)		
					Ending March 31	Ending June 30	Ending Sept. 30	Ending Dec. 31		Ending March 31	Ending June 30	Ending Sept. 30	Ending Dec. 31			Due and Demandable / Accounts Payable	Not Yet Due and Demandable	
1	2	3	4	5=[3+(-)4]	6	7	8	9	10=(6+7+8+9)	11	12	13	14	15=(11+12+13+14)	16=(5-10)	17	18	
PAP																		
Production		2,798	1,793	4,591	193	600	222	427	1,442									
PS	50101000	557		557	7	11	7	35	60.00						1,441	3,149	0	
MOOE	50200000	1,309	284	1,593	186	589	215	114	1,104.00						60.00	487		
Fin Exp. (if applicable)															1,104.00	488		
CO		932	1,509	2,441				278	278									
...continue down to the last PAP																		
...continue down to the last MFO															277	277.00	2,163	
GRAND TOTAL		83,919.00	21,249.00	105,168.00	12,312.00	11,023.00	15,591.00	33,376.00	72,302.00	11,631.00	10,868.00	14,114.00	81,814.00	68,930.00	32,866.00	1,372.00		
PS		29,427	2,557	31,984														
MOOE		26,887	11,421	38,308														
CO		27,605	7,271	34,876														
Recapitulation by MFO:																		
MFO 1																		
MFO 2																		
Certified Correct:	Certified Correct:	Recommending Approval:					Approved By:											
 FLOMENIA P. REYES Acting Budget Officer	 DORINA T. EMPLEO Acting Accountant	 VICENTE G. HERNANDEZ Vice President, Admin & Finance Services					 JESSE T. ZAMORA, Ed.D. SUC President II											