

**QUARTERLY REPORT OF REVENUE AND OTHER RECEIPTS**  
**As at the Quarter Ending December 31, 2022**


Department : State Universities and Colleges (SUCs)  
 Agency : Mindoro State University  
 Operating Unit : < not applicable >  
 Organization Code (UACS) : 08 044 0000000  
 Fund Cluster : 05 - Internally Generated Funds

Classification/Sources of Revenue and Other Receipts	UACS CODE	REVENUE TARGET (Annual) per BESF	Actual Revenue and Other Receipts Collections					Cumulative Remittance/Deposits to Date			Variance		Remarks
			1st Quarter Ending March 31	2nd Quarter Ending June 30	3rd Quarter Ending Sept. 30	4th Quarter Ending Dec. 31	Total	Remittance to BTr	Deposited with AGDB	TOTAL	Amount	%	
1	2	3	4	5	6	7	8=[(6+(-)7)-8+9]	9	10	11=(9+10)	12=(8-3)	13=(12/3)	14
Internally Generated Funds		0.00	50,330,414.34	5,829,215.00	49,752,709.28	29,805,934.00	135,718,272.62	0.00	0.00	0.00	135,718,272.62	0 %	
Non-Revenue Collections/Other Receipts		0.00	50,330,414.34	5,829,215.00	49,752,709.28	29,805,934.00	135,718,272.62	0.00	0.00	0.00	135,718,272.62	0 %	
Cash Receipts		0.00	50,330,414.34	5,829,215.00	49,752,709.28	29,805,934.00	135,718,272.62	0.00	0.00	0.00	135,718,272.62	0 %	
Not Applicable		0.00	50,330,414.34	5,829,215.00	49,752,709.28	29,805,934.00	135,718,272.62	0.00	0.00	0.00	135,718,272.62	0 %	
Certification Fees	4020104002	0.00	177,080.00	132,140.00	344,170.00	175,875.00	829,245.00	0.00	0.00	0.00	829,245.00	0 %	
Fines and Penalties - Service Income	4020114000	0.00	420.00	3,750.00	25,530.00	6,820.00	36,520.00	0.00	0.00	0.00	36,520.00	0 %	
Other Service Income	4020199099	0.00	3,289,727.80	560,650.00	3,173,287.00	1,920,408.16	8,944,072.96	0.00	0.00	0.00	8,944,072.96	0 %	
Tuition Fees	4020201001	0.00	21,433,556.54	1,459,350.00	19,164,940.00	12,644,305.47	54,702,152.01	0.00	0.00	0.00	54,702,152.01	0 %	
Income Collected from Students	4020201002	0.00	25,142,009.00	3,609,700.00	26,907,080.00	14,828,747.12	70,487,536.12	0.00	0.00	0.00	70,487,536.12	0 %	
Rent/Lease Income	4020205000	0.00	24,000.00	0.00	0.00	0.00	24,000.00	0.00	0.00	0.00	24,000.00	0 %	
Income from Hostels/Dormitories and other Like facilities	4020213000	0.00	10,500.00	0.00	2,600.00	10,500.00	23,600.00	0.00	0.00	0.00	23,600.00	0 %	
Interest on NG Deposits	4020221001	0.00	0.00	0.00	35,967.28	0.00	35,967.28	0.00	0.00	0.00	35,967.28	0 %	
Other Business Income	4020299099	0.00	253,141.00	63,625.00	99,135.00	219,278.25	635,179.25	0.00	0.00	0.00	635,179.25	0 %	
<b>TOTAL</b>		<b>0.00</b>	<b>50,330,414.34</b>	<b>5,829,215.00</b>	<b>49,752,709.28</b>	<b>29,805,934.00</b>	<b>135,718,272.62</b>	<b>0.00</b>	<b>0.00</b>	<b>0.00</b>	<b>135,718,272.62</b>	<b>0 %</b>	

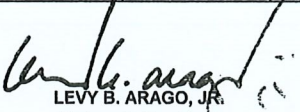
Certified Correct:

  
**MARIA CRISTINA D. SISCAR**  
 Accountant III

Recommending Approval:

  
**JOELINE C. LEONES**  
 Vice President, Admin & Finance

Approved By:

  
**LEVY B. ARAGO, JR.**  
 University President

**QUARTERLY REPORT OF REVENUE AND OTHER RECEIPTS**  
As at the Quarter Ending December 31, 2022

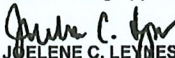
Department : State Universities and Colleges (SUCs)  
 Agency : Mindoro State University  
 Operating Unit : < not applicable >  
 Organization Code (UACS) : 08 044 0000000  
 Fund Cluster : 07 - Trust Receipts

Classification/Sources of Revenue and Other Receipts	UACS CODE	REVENUE TARGET (Annual) per BESF	Actual Revenue and Other Receipts Collections					Cumulative Remittance/Deposits to Date			Variance		Remarks
			1st Quarter Ending March 31	2nd Quarter Ending June 30	3rd Quarter Ending Sept. 30	4th Quarter Ending Dec. 31	Total	Remittance to BTr	Deposited with AGDB	TOTAL	Amount	%	
1	2	3	4	5	6	7	8=[(6+(-)7)-8+9]	9	10	11=(9+10)	12=(8-3)	13=(12/3)	14
Trust Receipts		0.00	15,025,400.00	5,975,283.09	21,291,713.92	2,871,901.82	45,164,298.83	0.00	0.00	0.00	45,164,298.83	0%	
Trust Receipts Deposited with Authorized Government Depository Banks (AGDB)		0.00	15,025,400.00	5,975,283.09	21,291,713.92	2,871,901.82	45,164,298.83	0.00	0.00	0.00	45,164,298.83	0%	
Due to NGAs		0.00	15,025,000.00	5,972,261.86	20,300,883.92	2,681,893.32	43,980,039.10	0.00	0.00	0.00	43,980,039.10	0%	
Interest Income		0.00	0.00	1,621.23	0.00	0.00	1,621.23	0.00	0.00	0.00	1,621.23	0%	
Trust Liabilities		0.00	400.00	1,400.00	990,830.00	190,008.50	1,182,638.50	0.00	0.00	0.00	1,182,638.50	0%	
<b>TOTAL</b>		0.00	15,025,400.00	5,975,283.09	21,291,713.92	2,871,901.82	45,164,298.83	0.00	0.00	0.00	45,164,298.83	0%	

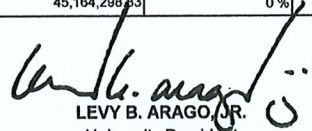
Certified Correct:

  
**MARIA CRISTINA D. SISCAR**  
 Accountant III

Recommending Approval:

  
**JELENE C. LEVIES**  
 Vice President, Admin & Finance

Approved By:

  
**LEVY B. ARAGO, JR.**  
 University President

**QUARTERLY REPORT OF REVENUE AND OTHER RECEIPTS**  
**As at the Quarter Ending December 31, 2022**


Department : State Universities and Colleges (SUCs)  
 Agency : Mindoro State University  
 Operating Unit : < not applicable >  
 Organization Code (UACS) : 08 044 0000000  
 Fund Cluster : 06 - Business Related Funds

Classification/Sources of Revenue and Other Receipts	UACS CODE	REVENUE TARGET (Annual) per BESF	Actual Revenue and Other Receipts Collections					Cumulative Remittance/Deposits to Date			Variance		Remarks
			1st Quarter Ending March 31	2nd Quarter Ending June 30	3rd Quarter Ending Sept. 30	4th Quarter Ending Dec. 31	Total	Remittance to BTr	Deposited with AGDB	TOTAL	Amount	%	
1	2	3	4	5	6	7	8=[(6+(-)7)-8+9]	9	10	11=(9+10)	12=(8-3)	13=(12/3)	14
Business Related Funds		0.00	144,454.01	124,779.10	302,579.56	548,938.96	1,120,751.63	0.00	0.00	0.00	1,120,751.63	0 %	
Non-Revenue Collections/Other Receipts		0.00	144,454.01	124,779.10	302,579.56	548,938.96	1,120,751.63	0.00	0.00	0.00	1,120,751.63	0 %	
Cash Receipts		0.00	144,454.01	124,779.10	302,579.56	548,938.96	1,120,751.63	0.00	0.00	0.00	1,120,751.63	0 %	
Not Applicable		0.00	144,454.01	124,779.10	302,579.56	548,938.96	1,120,751.63	0.00	0.00	0.00	1,120,751.63	0 %	
Rent/Lease Income	4020205000	0.00	28,578.09	28,578.09	21,052.06	43,654.12	121,862.36	0.00	0.00	0.00	121,862.36	0 %	
Income from Printing and Publication	4020215000	0.00	2,000.00	2,380.00	96,110.00	1,970.00	102,460.00	0.00	0.00	0.00	102,460.00	0 %	
Sale of Animals, Meat and Dairy	4020216006	0.00	0.00	9,435.00	98,979.50	0.00	108,414.50	0.00	0.00	0.00	108,414.50	0 %	
Other Sales	4020216099	0.00	38,770.00	17,118.00	22,877.00	58,970.00	137,735.00	0.00	0.00	0.00	137,735.00	0 %	
Interest on NG Deposits	4020221001	0.00	0.00	1,088.09	0.00	0.00	1,088.09	0.00	0.00	0.00	1,088.09	0 %	
Other Business Income	4020289099	0.00	75,105.92	66,179.92	63,561.00	444,344.84	649,191.68	0.00	0.00	0.00	649,191.68	0 %	
<b>TOTAL</b>		0.00	144,454.01	124,779.10	302,579.56	548,938.96	1,120,751.63	0.00	0.00	0.00	1,120,751.63	0 %	


Certified Correct:

  
**MARIA CRISTINA D. SISCAR**  
 Accountant III

Recommending Approval:

  
**JOELINE C. LEVIES**  
 Vice President, Admin & Finance

Approved By:

  
**LEVY B. ARAGO, JR.**  
 University President