

QUARTERLY PHYSICAL REPORT OF OPERATION  
As of June 30, 2025

Department : State Universities and Colleges (SUCs)  
Agency/Entity : Mindoro State University  
Operating Unit : < not applicable >  
Organization Code (UACS) : 08 044 0000000

BAR No. 1


Particulars	UACS CODE	Physical Target (Budget Year)					Physical Accomplishment (Budget Year)					Variance as of June 30, 2025	Remarks
		1st Quarter	2nd Quarter	3rd Quarter	4th Quarter	Total	1st Quarter	2nd Quarter	3rd Quarter	4th Quarter	Total		
HIGHER EDUCATION PROGRAM	3101000000000000												
UU : Relevant and quality tertiary education ensured to achieve inclusive growth and access of poor but deserving students to quality tertiary education Increased Outcome Indicator(s)													
1. Percentage of first-time licensure exam				36.52%	15.65%	52.17%	80.73%	91.96%					The Second Quarter accomplishment for the indicator "Percentage of first-time licensure exam-takers that pass the licensure exams" is based on the official results of the March 2025 Licensure Examination for Teachers (both Elementary and Secondary) released by Professional Regulations Commission (PRC).
takers that pass the licensure exams													
2. Percentage of graduates (2 years prior)				56.03%	24.01%	80.04%							Accomplishments will be reported in the Third Quarter of FY 2025.
that are employed													
Output Indicator(s)													
1. Percentage of undergraduate students enrolled in CHED-identified and RDC-identified priority programs				100%		100%							Accomplishments will be reported in the Third Quarter of FY 2025.
2. Percentage of undergraduate programs with accreditation				82.14%		82.14%							Accomplishments will be reported in the Third Quarter of FY 2025.
RESEARCH PROGRAM	3202000000000000												
OO : Higher education research improved to promote economic productivity and innovation Outcome Indicator(s)													
1. Number of research outputs in the last		1	2	3	4	10	5	3					Accomplished 80% of the FY 2025 target in the indicator "Number of research outputs in the last three (3) years utilized by the industry or by the beneficiaries".
three years utilized by the industry or by other beneficiaries													
Output Indicator(s)													
1. Number of research outputs completed		9	15	19	12	55	67	25					Accomplished 92 completed researches as of June 30, 2025
within the year													
2. Percentage of research outputs published		15.09%	24.53%	30.19%	26.42%	96.23%	30.18%	13.21%					Accomplished the FY 2025 first and second quarter targets in the indicator "Percentage of research outputs published in internationally-referenced or CHED recognized journal within the year" as of June 30, 2025.



Department : State Universities and Colleges (SUCs)  
Agency/Entity : Mindoro State University  
Operating Unit : < not applicable >  
Organization Code (UACS) : 08 044 0000000


Particulars	UACS CODE	Physical Target (Budget Year)					Physical Accomplishment (Budget Year)					Variance as of June 30, 2025	Remarks
		1st Quarter	2nd Quarter	3rd Quarter	4th Quarter	Total	1st Quarter	2nd Quarter	3rd Quarter	4th Quarter	Total		
1 In internationally-referenced or CHED recognized journal within the year	2	3	4	5	6	7	8	9	10	11	12	13	14
TECHNICAL ADVISORY EXTENSION PROGRAM													
OO : Community engagement increased Outcome Indicator(s)	3301000000000000												
1. Number of active partnerships with  LGUs, industries, NGOs, NCAs, SMEs, and other stakeholders as a result of extension activities		2	2	3	3	10	7	7					Accomplished 40% beyond the FY 2025 target for the indicator "Number of active partnerships with LGUs, industries, NGOs, NCAs, SMEs and other stakeholders as a result of extension activities" as of June 30, 2025.
Output indicator(s)													
1. Number of trainees weighted by the  length of training		4,800	4,000	3,420	4,000	16,220	2,333	1,712					Total accomplishment for the two quarters in this indicator "Number of trainees weighted by the length of training" is 4045 as of June 30, 2025. The 4755 deficit shall be accomplished in the third quarter.
2. Number of extension programs organized  and supported consistent with the SUC's mandated and priority programs		1	2	3	6	12	13	1					Accomplished 16.67% beyond the target for the indicator "Number of extension programs organized and supported consistent with the SUCs mandated and priority programs" in the two quarters as of June 30, 2025.
3. Percentage of beneficiaries who rate the  training courses as satisfactory or higher in terms of quality and relevance		25.75%	21.15%	18.34%	21.06%	86.30%	100%	100%					Accomplished 53.10% beyond the target for the indicator "Percentage of partners who rate the training courses and advisory services as satisfactory or higher in terms of quality and relevance" in the two quarters as of June 30, 2025.

Prepared by:

  
MARY ANN M. HERNANDEZ  
Director for Planning, Monitoring & Evaluation


Date: July 29, 2025 10:59 AM

Recommending Approval by:

  
RON P. ROXAS  
SAO-Finance

Date: July 29, 2025 10:59 AM

Approved by:

  
ENYA MARIE D. APOSTOL, PH.D.  
SUC President

Date: July 29, 2025 10:59 AM