

STATEMENT OF APPROPRIATIONS, ALLOTMENTS, OBLIGATIONS, DISBURSEMENTS AND BALANCES
As of the Quarter Ending JUNE 30, 2016

Department : State College and Universities
 Agency : MINDORO STATE COLLEGE OF AGRICULTURE AND TECHNOLOGY
 Operating Unit : 04
 Organization Code (UACS) : 0804000000
 Funding Source Code (as clustered: 101
 (e.g. Old Fund Code: 101,102, 151)

X	Current Year Appropriations
	Supplemental Appropriations
	Continuing Appropriations

Particulars	UACS CODE	Appropriations			Allotments		Current Year Obligations			Current Year Disbursements			Balances			
		Authorized Appropriation	Adjustments (Transfer To)/From, Realignment	Adjusted Appropriations	Allotments Received	Adjusted Total Allotments	1st Quarter Ending March 31	2nd Quarter Ending June 30	Total	1st Quarter Ending March 31	2nd Quarter Ending June 30	Total	Unreleased Appropriations	Unobligated Allotment	Unpaid Obligations (15-20) = (23+24)	
															Due and Demandable	Not Yet Due and Demandable
1	2	3	4	5=(3+4)	6	10=[{6+(-)7 -8+9}]	11	12	15=(11+12+13+14)	16	17.00	20=(16+17+18+19)	21=(5-10)	22=(10-15)	23	24
I. Agency Specific Budget	1 01 101															
General Administration and Support																
General Administration and Supervision	1 00 000000	28,152,000	0	28,152,000	28,152,000	28,152,000	4,514,368	6,161,836	10,676,205	4,514,368	6,161,836	10,676,205		17,475,795.44		
PAP	1 00 010000															
PS		19,352,000		19,352,000	19,352,000	19,352,000	2,753,912	4,222,458	6,976,369	2,753,911	4,222,458	6,976,369		12,375,630.68		
MOOE		8,800,000		8,800,000	8,800,000	8,800,000	1,760,457	1,939,379	3,699,835	1,760,457	1,939,379	3,699,836		5,100,164.76		
Fin Exp.(if applicable)																
CO																
Support to Operations	2 00 000000															
PAP	2 00 010000															
PS																
MOOE																
Fin Exp.(if applicable)																
CO																
Operations	3 00 000000															
MFO 1 - [MFO Description]	3 01 000000															
PAP	3 01 01 0000	109,404,000	0	109,404,000	115,677,000	115,677,000	18,133,829	21,431,905	39,565,734	18,133,829	21,431,905	39,565,734		76,111,266.37		
PS		65,861,000		65,861,000	72,134,000	72,134,000	15,443,222	16,779,694	32,222,916	15,443,222	16,779,694	32,222,916		39,911,084.15		
MOOE		43,543,000		43,543,000	43,543,000	43,543,000	2,690,607	4,652,211	7,342,818	2,690,607	4,652,211	7,342,818		36,200,182.22		
Fin Exp.(if applicable)																
CO																
MFO 1 - [MFO Description]																
PAP		7,777,000		7,777,000	7,777,000	7,777,000	802,686	2,688,634	3,491,320	802,686	2,688,634	3,491,320				
PS																
MOOE		7,777,000		7,777,000	7,777,000	7,777,000	802,686	2,688,634	3,491,320	802,686	2,688,634	3,491,320		4,285,679.68		
Fin Exp.(if applicable)																
CO																

STATEMENT OF APPROPRIATIONS, ALLOTMENTS, OBLIGATIONS, DISBURSEMENTS AND BALANCES
As of the Quarter Ending JUNE 30, 2016

Department : State College and Universities
 Agency : MINDORO STATE COLLEGE OF AGRICULTURE AND TECHNOLOGY
 Operating Unit : 04
 Organization Code (UACS) : 0804000000
 Funding Source Code (as clustered: 101
 (e.g. Old Fund Code: 101,102, 151)

X	Current Year Appropriations
	Supplemental Appropriations
	Continuing Appropriations

Particulars	UACS CODE	Appropriations			Allotments		Current Year Obligations			Current Year Disbursements			Balances			
		Authorized Appropriation	Adjustments (Transfer To)/From, Realignment	Adjusted Appropriations	Allotments Received	Adjusted Total Allotments	1st Quarter Ending March 31	2nd Quarter Ending June 30	Total	1st Quarter Ending March 31	2nd Quarter Ending June 30	Total	Unreleased Appropriations	Unobligated Allotment	Unpaid Obligations (15-20) = (23+24)	
															Due and Demandable	Not Yet Due and Demandable
1	2	3	4	5=(3+4)	6	10=[(6+(-)7)-8+9]	11	12	15=(11+12+13+14)	16	17.00	20=(16+17+18+19)	21=(5-10)	22=(10-15)	23	24
MFO 1 - [MFO Description]																
PAP		1,236,000		1,236,000	1,236,000	1,236,000	474,682	131,980	606,662	474,682	131,980	606,662		629,337.71		
PS																
MOOE		1,236,000		1,236,000	1,236,000	1,236,000	474,682	131,980	606,662	474,682	131,980	606,662		629,337.71		
Fin Exp.(if applicable)																
CO																
...continue down to the last PAP																
...continue down to the last MFO																
Locally-Funded Project(s)																
PAP		81,339,000	0	81,339,000	81,339,000	81,339,000	38,942,544	41,898,684	80,841,228	-	18,424,450	18,424,450	-	497,771.68	0	0
PS																
MOOE																
Fin Exp.(if applicable)																
CO		81,339,000		81,339,000	81,339,000	81,339,000	38,942,544	41,898,684	80,841,228		18,424,450.07	18,424,450.07		497,771.68		
...continue down to the last PAP																
Sub-Total, Agency Specific Budget		227,908,000		227,908,000	227,908,000	227,908,000	62,868,110	72,313,039	135,181,149	23,925,566	48,838,805	72,764,371		92,726,850.88		
PS		85,213,000		85,213,000	85,213,000	85,213,000	18,197,134	21,002,152	39,199,285	18,197,133	21,002,152	39,199,285		46,013,714.83		
MOOE		61,356,000		61,356,000	61,356,000	61,356,000	5,728,432	9,412,203	15,140,636	5,728,433	9,412,203	15,140,636		46,215,364.37	15,140,636	
Fin Exp.(if applicable)																
CO		81,339,000		81,339,000	81,339,000	81,339,000	38,942,544	41,898,684	80,841,228	-	18,424,450	18,424,450		497,771.68		

STATEMENT OF APPROPRIATIONS, ALLOTMENTS, OBLIGATIONS, DISBURSEMENTS AND BALANCES
As of the Quarter Ending JUNE 30, 2016

Department : State College and Universities
 Agency : MINDORO STATE COLLEGE OF AGRICULTURE AND TECHNOLOGY
 Operating Unit : 04
 Organization Code (UACS) : 0804000000
 Funding Source Code (as clustered: 101
 (e.g. Old Fund Code: 101,102, 151)

X	Current Year Appropriations
	Supplemental Appropriations
	Continuing Appropriations

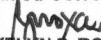
Particulars	UACS CODE	Appropriations			Allotments		Current Year Obligations			Current Year Disbursements			Balances			
		Authorized Appropriation	Adjustments (Transfer (To)/From, Realignme nt)	Adjusted Appropriations	Allotments Received	Adjusted Total Allotments	1st Quarter Ending March 31	2nd Quarter Ending June 30	Total	1st Quarter Ending March 31	2nd Quarter Ending June 30	Total	Unreleased Appropriations	Unobligated Allotment	Unpaid Obligations (15-20) = (23+24)	
															Due and Demandable	Not Yet Due and Demandable
1	2	3	4	5=(3+4)	6	10=[{6+(-)7} -8+9]	11	12	15=(11+12+13+14)	16	17.00	20=(16+17+18+19)	21=(5-10)	22=(10-15)	23	24
II. Automatic Appropriations RLIP Special Account in the General Fund (Please specify) Motor Vehicle Users Charge Fund MOOE CO Sub-Total, Automatic Appropriations PS MOOE Fin Exp.(if applicable) CO	1 04 102	7,283,000		7,283,000	7,766,000	7,766,000	1,885,547	1,876,699	3,762,246	1,885,547	1,876,699	3,762,246		4,003,754.27		
					7,766,000	7,766,000	1,885,547	1,876,699	3,762,246	1,885,547	1,876,699	3,762,246		4,003,754.27		


STATEMENT OF APPROPRIATIONS, ALLOTMENTS, OBLIGATIONS, DISBURSEMENTS AND BALANCES
As of the Quarter Ending JUNE 30, 2016


Department : State College and Universities
 Agency : MINDORO STATE COLLEGE OF AGRICULTURE AND TECHNOLOGY
 Operating Unit : 04
 Organization Code (UACS) : 080400000
 Funding Source Code (as clustered: 101
 (e.g. Old Fund Code: 101,102, 151)

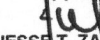
X	Current Year Appropriations
	Supplemental Appropriations
	Continuing Appropriations

Particulars	UACS CODE	Appropriations			Allotments		Current Year Obligations			Current Year Disbursements			Balances			
		Authorized Appropriation	Adjustments (To)/From, Realignment	Adjusted Appropriations	Allotments Received	Adjusted Total Allotments	1st Quarter Ending March 31	2nd Quarter Ending June 30	Total	1st Quarter Ending March 31	2nd Quarter Ending June 30	Total	Unreleased Appropriations	Unobligated Allotment	Unpaid Obligations (15-20) = (23+24)	
1	2	3	4	5=(3+4)	6	10=[{6+(-)7}-8+9]	11	12	15=(11+12+13+14)	16	17.00	20=(16+17+18+19)	21=(5-10)	22=(10-15)	23	24
III. Special Purpose Fund (Please specify)																
MPBF-PS	1 01				4,028,000.00	4,028,000	995,975	971,574	1,967,549	995,975	971,574	1,967,549		2,060,451.00		
Terminal Leave Benefits	1 01				1,277,297.00	1,277,297	810,277	467,020	1,277,297	810,277	467,020	1,277,297		-		
Philhealth					13,000.00	13,000	2,875	8,625	11,500	2,875	8,625	11,500		1,500.00		
RLIP						0			-			-		-		
Step Increment					10,000.00	10,000			-			-		10,000.00		
Year-end Bonus					5,749,672.00	5,749,672		2,757,891	2,757,891		2,757,891	2,757,891		-		
Other Personnel Benefits					2,558,900.00	2,558,900		2,558,900	2,558,900		2,558,900	2,558,900		-		
Sub-Total, Special Purpose Fund																
PS					13,636,869.00	13,636,869	1,809,127	6,764,010	8,573,137	1,809,127	6,764,010	8,573,137		5,063,732.00		
MOOE									-			-				
Fin Exp.(if applicable)																
CO																
GRAND TOTAL		235,191,000		235,191,000	249,310,869.00	249,310,869	66,562,783.77	80,953,748.08	147,516,531.85	27,620,239.46	57,479,514.14	85,099,753.60		101,794,337.15		
PS		92,496,000		92,496,000	106,615,869.00	106,615,869.00	21,891,807.20	29,642,860.70	51,534,667.90	21,891,806.84	29,642,860.70	51,534,667.54		55,081,201.10		
MOOE		61,356,000		61,356,000	61,356,000.00	61,356,000.00	5,728,432.26	9,412,203.37	15,140,635.63	5,728,432.62	9,412,203.37	15,140,635.99		46,215,364.37		
Fin Exp.(if applicable)																
CO		81,339,000		81,339,000	81,339,000.00	81,339,000.00	38,942,544.31	41,898,684.01	80,841,228.32	-	18,424,450.07	18,424,450.07		497,771.68		

Certified Correct:

 ROVELYN P. ROXAS
 Acting Budget Officer

Certified Correct:

 MARIA CRISTINA D. SISCAR, CPA
 Accountant III

Recommending Approval:

 DORINA T. EMPLEO
 Director for Finance

Approved by:

 JESSE T. ZAMORA, Ed.D.
 SUC President II

STATEMENT OF APPROPRIATIONS, ALLOTMENTS, OBLIGATIONS, DISBURSEMENTS AND BALANCES
As of the Quarter Ending SEPTEMBER 30, 2016

Department : State College and Universities
 Agency : MINDORO STATE COLLEGE OF AGRICULTURE AND TECHNOLOGY
 Operating Unit : 04
 Organization Code (UACS) : 0904000000
 Funding Source Code (as clustered): 101
 (e.g. Old Fund Code: 101, 102, 151)

X	Current Year Appropriations
	Supplemental Appropriations
	Continuing Appropriations

Particulars	UACS CODE	Appropriations			Allotments					Current Year Obligations				Current Year Disbursements				Balances				
		Authorized Appropriation	Adjustments (Transfer To)/From, Reassignment	Adjusted Appropriations	Allotments Received	Adjustments (Withdrawal, Reassignment)	Transfer To	Transfer From	Adjusted Total Allotments	1st Quarter	2nd Quarter	3rd Quarter	Total	1st Quarter	2nd Quarter	3rd Quarter	Total	Unreleased Appropriations	Unobligated Allotment	Unpaid Obligations (15-20) = (23+24)		
										Ending March 31	Ending June 30	Ending Sept 30		Ending March 31	Ending June 30	Ending Sept 30				Due and Demandable	Not Yet Due and Demandable	
1	2	3	4	5=(3+4)	6	7	8	9	10=[(6+(-)7)-8+9]	11	12		15=(11+12+13+14)	16.00	17.00		20=(16+17+18+19)	21=(5-10)	22=(10-15)	23	24	
I. Agency Specific Budget	1 01 101																					
General Administration and Support																						
General Administration and Supervision	1 00 000000	28,152,000	0	28,152,000	21,970,000	0	0	0	21,970,000.00	4,514,368.12	6,161,836.41	5,914,737.81	16,590,942.34	4,514,368.12	6,161,836.41	5,914,737.81	16,590,942.34				5,379,057.66	
PAP	1 00 010000																					
PS		19,352,000		19,352,000	13,170,000				13,170,000.00	2,753,911.51	4,222,457.78	3,132,237.62	10,108,606.91	2,753,911.51	4,222,457.78	3,132,237.62	10,108,606.91				3,061,393.09	
MOOE		8,800,000		8,800,000	8,800,000				8,800,000.00	1,760,456.61	1,939,378.63	2,782,500.19	6,482,335.43	1,760,456.61	1,939,378.63	2,782,500.19	6,482,335.43				2,317,664.57	
Fin Exp.(if applicable)																						
CO																						
Support to Operations	2 00 000000																					
PAP	2 00 010000																					
PS																						
MOOE																						
Fin Exp.(if applicable)																						
CO																						
Operations	3 00 000000																					
MFO 1 - [MFO Description]	3 01 000000																					
PAP	3 01 01 0000	109,404,000	0	109,404,000	109,404,000	0	0	0	109,404,000.00	18,133,828.80	21,431,904.86	32,672,529.71	72,238,263.37	18,133,828.80	21,431,904.86	32,672,529.71	72,238,263.37				37,166,736.63	
PS		65,861,000		65,861,000	65,861,000				65,861,000.00	15,443,222.06	16,779,693.82	17,469,925.81	49,692,841.69	15,443,222.06	16,779,693.82	17,469,925.81	49,692,841.69				16,168,158.31	
MOOE		43,543,000		43,543,000	43,543,000				43,543,000.00	2,690,606.74	4,652,211.04	15,202,603.90	22,545,421.68	2,690,606.74	4,652,211.04	15,202,603.90	22,545,421.68				20,997,578.32	
Fin Exp.(if applicable)																						
CO																						
MFO 1 - [MFO Description]																						
PAP		7,777,000		7,777,000	7,777,000				7,777,000.00	802,686.46	2,688,633.86	1,052,210.59	4,543,530.91	802,686.46	2,688,633.86	1,052,210.59	4,543,530.91				3,233,469.09	
PS																						
MOOE		7,777,000		7,777,000	7,777,000				7,777,000.00	802,686.46	2,688,633.86	1,052,210.59	4,543,530.91	802,686.46	2,688,633.86	1,052,210.59	4,543,530.91				3,233,469.09	
Fin Exp.(if applicable)																						
CO																						
MFO 1 - [MFO Description]																						
PAP		1,236,000		1,236,000	1,236,000	0	0	0	1,236,000.00	474,682.45	131,979.84	81,257.89	687,920.18	474,682.45	131,979.84	81,257.89	687,920.18				548,079.82	
PS																						
MOOE		1,236,000		1,236,000	1,236,000				1,236,000.00	474,682.45	131,979.84	81,257.89	687,920.18	474,682.45	131,979.84	81,257.89	687,920.18				548,079.82	
Fin Exp.(if applicable)																						
CO																						
...continue down to the last PAP																						
...continue down to the last MFO																						

STATEMENT OF APPROPRIATIONS, ALLOTMENTS, OBLIGATIONS, DISBURSEMENTS AND BALANCES
As of the Quarter Ending SEPTEMBER 30, 2016

Department : State College and Universities
Agency : MINDORO STATE COLLEGE OF AGRICULTURE AND TECHNOLOGY
Operating Unit : 04
Organization Code (UACS) : 0804000000
Funding Source Code (as clustered): 101

(e.g. Old Fund Code: 101,102, 151)

X	Current Year Appropriations
	Supplemental Appropriations
	Continuing Appropriations

Particulars	UACS CODE	Appropriations			Allotments					Current Year Obligations				Current Year Disbursements				Balances			
		Authorized Appropriation	Adjustments (Transfer To/From, Realignment)	Adjusted Appropriations	Allotments Received	Adjustments (Withdrawal, Realignment)	Transfer To	Transfer From	Adjusted Total Allotments	1st Quarter Ending March 31	2nd Quarter Ending June 30	3rd Quarter Ending Sept 30	Total	1st Quarter Ending March 31	2nd Quarter Ending June 30	3rd Quarter Ending Sept 30	Total	Unreleased Appropriations	Unobligated Allotment	Unpaid Obligations (15-20) = (23+24)	
																				Due and Demandable	Not Yet Due and Demandable
1	2	3	4	5=(3+4)	6	7	8	9	10=[(6+(-)7)-8+9]	11	12		15=(11+12+13+14)	16.00	17.00		20=(16+17+18+19)	21=(5-10)	22=(10-15)	23	24
Locally-Funded Project(s) PAP		81,339,000	0	81,339,000	81,339,000	0	0	0	81,339,000.00	38,942,544.31	41,898,683.29		80,841,227.60	-	18,424,450.07	31,647,180.11	50,071,630.18	-	497,772.40	0	0
PS																					
MOOE																					
Fin Exp. (if applicable)																					
CO		81,339,000		81,339,000	81,339,000				81,339,000.00	38,942,544.31	41,898,683.29		80,841,227.60		18,424,450.07	31,647,180.11	50,071,630.18		497,772.40		
...continue down to the last PAP																					
Sub-Total, Agency Specific Budget		227,908,000		227,908,000	221,726,000				221,726,000.00	62,865,110.14	72,313,038.26	39,720,736.00	174,901,884.40	23,925,565.83	48,838,805.04	71,387,918.11	144,132,286.98		46,824,115.60		
PS		85,213,000		85,213,000	79,031,000				79,031,000.00	18,197,133.57	21,002,151.60	20,602,163.43	59,801,448.60	18,197,133.67	21,002,151.60	20,602,163.43	59,801,448.60		19,229,551.40		
MOOE		61,356,000		61,356,000	61,356,000				61,356,000.00	5,728,432.26	9,412,203.37	19,118,572.67	34,259,208.20	5,728,432.26	9,412,203.37	19,118,572.67	34,259,208.20		27,096,791.80		
Fin Exp. (if applicable)																					
CO		81,339,000		81,339,000	81,339,000				81,339,000.00	38,942,544.31	41,898,683.29	-	80,841,227.60	-	18,424,450.07	31,647,180.11	50,071,630.18		497,772.40		
II. Automatic Appropriations																					
RLIP	1 04 102	7,283,000	483,000	7,766,000	7,766,000				7,766,000.00	1,885,546.63	1,876,699.10	1,884,425.15	5,646,670.88	1,885,546.63	1,876,699.10	1,884,425.15	5,646,670.88		2,119,329.12		
Special Account in the General Fund (Please specify)																					
Motor Vehicle Users Charge Fund																					
MOOE																					
CO																					
Sub-Total, Automatic Appropriations		7,283,000	483,000	7,766,000	7,766,000				7,766,000.00	1,885,546.63	1,876,699.10	1,884,425.15	5,646,670.88	1,885,546.63	1,876,699.10	1,884,425.15	5,646,670.88		2,119,329.12		
PS																					
MOOE																					
Fin Exp. (if applicable)																					
CO																					

STATEMENT OF APPROPRIATIONS, ALLOTMENTS, OBLIGATIONS, DISBURSEMENTS AND BALANCES
As of the Quarter Ending SEPTEMBER 30, 2016

FAR No. 1

Department : State College and Universities
Agency : MINDORO STATE COLLEGE OF AGRICULTURE AND TECHNOLOGY
Operating Unit : 04
Organization Code (UACS) : 080400000
Funding Source Code (as clustered: 101
(e.g. Old Fund Code: 101,102, 151)

X	Current Year Appropriations
	Supplemental Appropriations
	Continuing Appropriations

Particulars	UACS CODE	Appropriations			Allotments				Current Year Obligations				Current Year Disbursements				Balances								
		Authorized Appropriation	Adjustments (Transfer (To)/From, Realignment)	Adjusted Appropriations	Allotments Received	Adjustments (Withdrawal, Realignment)	Transfer To	Transfer From	Adjusted Total Allotments	1st Quarter Ending March 31	2nd Quarter Ending June 30	3rd Quarter Ending Sept 30	Total	1st Quarter Ending March 31	2nd Quarter Ending June 30	3rd Quarter Ending Sept 30	Total	Unreleased Appropriations	Unobligated Allotment	Unpaid Obligations (15-20) = (23+24)					
		3	4	5=(3+4)	6	7	8	9	10=[(6+(-)7)-8+9]	11	12		15=(11+12+13+14)	16.00	17.00		20=(16+17+18+19)	21=(5-10)	22=(10-15)	23	24				
III. Special Purpose Fund (Please specify)																									
MPBF-PS	1 01																								
Terminal Leave Benefits	1 01	4,028,000.00		4,028,000	4,028,000				4,028,000.00	995,975.00	971,574.00	971,574.00	2,939,123.00	995,975.00	571,574.00	971,574.00	2,939,123.00				1,088,877.00				
Philhealth		1,937,192.00		1,937,192	1,937,192				1,937,192.00	810,277.00	467,020.00	44,301.00	1,321,598.00	810,277.00	467,020.00	44,301.00	1,321,598.00				615,594.00				
RLIP		13,000.00		13,000	13,000				13,000.00	2,875.00	8,625.00	912.50	12,412.50	2,875.00	8,625.00	912.50	12,412.50				587.50				
Step Increment				0	0																				
Year-end Bonus		10,000.00		10,000	10,000				10,000.00																
Other Personnel Benefits		5,749,672.00		5,749,672	5,749,672				5,749,672.00				2,757,891.00	2,757,891.00			2,757,891.00				10,000.00				
Sub-Total, Special Purpose Fund		2,558,900.00		2,558,900	2,558,900				2,558,900.00				2,558,900.00	2,558,900.00			2,558,900.00								
PS		14,296,764.00		14,296,764.00	14,296,764.00				14,296,764.00	1,809,127.00	6,764,010.00	1,016,787.50	9,589,924.50	1,809,127.00	6,764,010.00	1,016,787.50	9,589,924.50				4,706,839.50				
MCOE																									
Fin Exp.(if applicable)																									
CO																									
GRAND TOTAL		235,191,000	14,779,764	249,970,764	243,788,764.00				243,788,764.00	66,562,783.77	80,953,747.36	42,621,948.65	190,138,479.78	27,620,239.46	57,479,514.14	74,269,128.76	159,368,882.36				53,650,284.22				
PS		92,496,000	14,779,764	107,275,764	101,093,764.00				101,093,764.00	21,891,807.20	29,642,860.70	23,503,376.08	75,038,043.98	21,891,807.20	29,642,860.70	23,503,376.08	75,038,043.98				26,055,720.02				
MCOE		61,356,000	0	61,356,000	61,356,000.00				61,356,000.00	5,728,432.26	9,412,203.37	19,118,572.57	34,259,208.20	5,728,432.26	9,412,203.37	19,118,572.57	34,259,208.20				27,096,791.80				
Fin Exp.(if applicable)																									
CO		81,339,000	0	81,339,000	81,339,000.00				81,339,000.00	38,942,544.31	41,898,683.29		80,841,227.60		18,424,450.07	31,647,180.11	50,071,630.18				497,772.40				

Certified Correct:

Certified Correct:

Recommending Approval:

Approved By:

ROVELYN P. ROXAS
Budget Officer

MARIA CRISTINA D. SISCAR, CPA
Accountant III

DORINA T. EMPLEO
Director for Finance

JESSE T. ZAMORA, Ed.D.
SUC President II

STATEMENT OF APPROPRIATIONS, ALLOTMENTS, OBLIGATIONS, DISBURSEMENTS AND BALANCES
As of the Quarter Ending DECEMBER 31, 2016

FAR No. 1

Department : State College and Universities
Agency : MINDORO STATE COLLEGE OF AGRICULTURE AND TECHNOLOGY
Operating Unit : 04
Organization Code (UACS) : 090400000
Funding Source Code (as clustered): 101
(e.g. Old Fund Code: 101,102, 151)

X Current Year Appropriations
Supplemental Appropriations
Continuing Appropriations

Particulars	UACS CODE	Appropriations			Allotments					Current Year Obligations					Current Year Disbursements					Balances					
		Authorized Appropriation	Adjustments (Transfer To)/From, Reassignment	Adjusted Appropriations	Allotments Received	Adjustments (Withdrawal, Realignment)	Transfer To	Transfer From	Adjusted Total Allotments	1st Quarter	2nd Quarter	3rd Quarter	4th Quarter	Total	1st Quarter	2nd Quarter	3rd Quarter	4th Quarter	Total	Unreleased Appropriations	Unobligated Allotment	Unpaid Obligations (15-20) = (23+24)			
										Ending March 31	Ending June 30	Ending Sept 30	Ending Dec 31		Ending March 31	Ending June 30	Ending Sept 30	Ending Dec 31				Due and Demandable	Not Yet Due and Demandable		
1	2	3	4	5=(3+4)	6	7	8	9	10=[(6+(-)7)+(-)8+9]	11	12			15=(11+12+13+14)	16.00	17.00			20=(16+17+18+19)	21=(5-10)	22=(10-15)	23	24		
L Agency Specific Budget	1 01 101																								
General Administration and Support																									
General Administration and Supervision	1 00 000000	28,152,000	0	28,152,000	23,803,734	0	0	0	23,803,734.00	4,614,368.12	6,161,836.41	5,914,737.81	6,732,791.66	23,323,734.00	4,614,368.12	6,161,836.41	5,914,737.81	6,732,791.66	23,323,734.00		280,000.00	0	0	0	
PAP	1 00																								
PS		19,352,000		19,352,000	14,803,734				15,923,734.00	2,753,911.51	4,222,457.78	3,132,237.62	5,815,127.09	15,923,734.00	2,753,911.51	4,222,457.78	3,132,237.62	5,815,127.09	15,923,734.00			0	0	0	
MOOE		8,800,000		8,800,000	8,800,000				7,680,000.00	1,760,456.61	1,939,378.63	2,782,500.19	917,664.57	7,400,000.00	1,760,456.61	1,939,378.63	2,782,500.19	917,664.57	7,400,000.00		280,000.00	0	0	0	
Fin Exp.(if applicable)																									
CO																									
Support to Operations	2 00 000000																								
PAP	2 00																								
PS																									
MOOE																									
Fin Exp.(if applicable)																									
CO																									
Operations	3 00 000000																								
MFO 1 - [MFO Description]	3 01																								
PAP	3 01 01 000	109,404,000	0	109,404,000	109,404,000	0	0	0	109,404,000.00	16,133,828.80	21,431,904.86	32,672,528.73	36,964,987.61	109,203,250.00	18,133,828.80	21,431,904.86	32,672,528.73	26,701,855.13	98,940,117.52		200,750.00	10,263,132.48	10,263,132.48		
PS		65,861,000		65,861,000	65,861,000	803,000			66,664,000.00	15,443,222.06	16,779,693.82	17,469,924.83	16,971,159.29	66,664,000.00	15,443,222.06	16,779,693.82	17,469,924.83	14,918,463.75	64,611,304.46			2,052,695.54	2,052,695.54		
MOOE		43,543,000		43,543,000	43,543,000	(803,000)			42,740,000.00	2,690,606.74	4,652,211.04	15,202,603.90	19,993,828.32	42,539,250.00	2,690,606.74	4,652,211.04	15,202,603.90	11,783,391.38	34,328,813.06		200,750.00	8,210,436.94	8,210,436.94		
Fin Exp.(if applicable)																									
CO																									
MFO 1 - [MFO Description]																									
PAP																									
PS		7,777,000		7,777,000	7,777,000				7,777,000.00	802,686.46	2,688,633.86	1,052,210.59	3,233,469.09	7,777,000.00	802,686.46	2,688,633.86	1,052,210.59	3,233,469.09	7,777,000.00						
MOOE		7,777,000		7,777,000	7,777,000				7,777,000.00	802,686.46	2,688,633.86	1,052,210.59	3,233,469.09	7,777,000.00	802,686.46	2,688,633.86	1,052,210.59	3,233,469.09	7,777,000.00						
Fin Exp.(if applicable)																									
CO																									
MFO 1 - [MFO Description]																									
PAP																									
PS		1,236,000		1,236,000	1,236,000	0	0	0	1,236,000.00	474,682.45	131,979.84	81,257.89	548,079.82	1,236,000.00	474,682.45	131,979.84	81,257.89	548,079.82	1,236,000.00						
MOOE		1,236,000		1,236,000	1,236,000				1,236,000.00	474,682.45	131,979.84	81,257.89	548,079.82	1,236,000.00	474,682.45	131,979.84	81,257.89	548,079.82	1,236,000.00						
Fin Exp.(if applicable)																									
CO																									
...continue down to the last PAP																									
...continue down to the last MFO																									





STATEMENT OF APPROPRIATIONS, ALLOTMENTS, OBLIGATIONS, DISBURSEMENTS AND BALANCES
As of the Quarter Ending DECEMBER 31, 2016

FAR No. 1

Department : State College and Universities
Agency : MINDORO STATE COLLEGE OF AGRICULTURE AND TECHNOLOGY
Operating Unit : 04
Organization Code (UACS) : 0904000000
Funding Source Code (as clustered: 101
(e.g. Old Fund Code: 101,102, 151)

Current Year Appropriations
 Supplemental Appropriations
 Continuing Appropriations

Particulars	UACS CODE	Appropriations			Allotments				Current Year Obligations					Current Year Disbursements					Balances					
		Authorized Appropriation	Adjustments (Transfer To/From, Realignment)	Adjusted Appropriations	Allotments Received	Adjustments (Withdrawal, Realignment)	Transfer To	Transfer From	Adjusted Total Allotments	1st Quarter	2nd Quarter	3rd Quarter	4th Quarter	Total	1st Quarter	2nd Quarter	3rd Quarter	4th Quarter	Total	Unreleased Appropriations	Unobligated Allotment	Unpaid Obligations (15-20) = (23+24)		
										Ending March 31	Ending June 30	Ending Sept 30	Ending Dec 31	15=(11+12+13+14)	Ending March 31	Ending June 30	Ending Sept 30	Ending Dec 31	20=(16+17+18+19)			21=(5-10)	22=(10-15)	23
1	2	3	4	5=(3+4)	6	7	8	9	10=[(6+(-)7)-8+9]	11	12			15=(11+12+13+14)	16.00	17.00			20=(16+17+18+19)	21=(5-10)	22=(10-15)	23	24	
III. Special Purpose Fund (Please specify)																								
MPBF-PS	1				4,520,642				4,520,642.00	995,975.00	971,574.00	971,574.00	1,581,519.00	4,520,642.00	995,975.00	971,574.00	971,574.00	1,581,519.00	4,520,642.00					0
Terminal Leave Benefits	1				1,937,192				1,937,192.00	810,277.00	487,020.00	44,301.00	615,594.00	1,937,192.00	810,277.00	487,020.00	44,301.00	615,594.00	1,937,192.00					0
Philhealth					13,000				13,000.00	2,875.00	8,625.00	912.50	587.50	13,000.00	2,875.00	8,625.00	912.50	587.50	13,000.00					0
RLIP					0				-					-					-					0
Slep Increment					10,000				10,000.00				10,000.00	10,000.00				10,000.00	10,000.00					0
Year-end Bonus					5,749,672				5,749,672.00		2,757,891.00		2,991,781.00	5,749,672.00		2,757,891.00		2,991,781.00	5,749,672.00					0
Other Personnel Benefits					2,558,900				2,558,900.00		2,558,900.00			2,558,900.00		2,558,900.00			2,558,900.00					0
Sub-Total, Special Purpose Fund					14,789,406.00				14,789,406.00	1,809,127.00	6,764,010.00	1,016,787.50	5,199,481.50	14,789,406.00	1,809,127.00	6,764,010.00	1,016,787.50	5,199,481.50	14,789,406.00					0
PS																								
MOOE																								
Fin Exp (if applicable)																								
CO																								
GRAND TOTAL		235,191,000	0	235,191,000	246,177,556.00	(1,923,000.00)			246,177,556.00	66,562,783.77	80,953,747.36	42,621,948.65	55,012,592.41	245,151,072.19	27,620,239.46	57,479,514.14	74,269,128.76	67,916,319.65	227,285,202.01	1,026,483.81		17,865,870.18	17,865,870.18	
PS		92,496,000	0	92,496,000	103,482,556.00	0			103,482,556.00	21,891,807.20	29,642,860.70	23,503,376.08	29,887,002.71	104,925,046.69	21,891,807.20	29,642,860.70	23,503,376.08	27,834,307.17	102,872,351.15	480,509.31		2,052,695.54	2,052,695.54	
MOOE		61,356,000	0	61,356,000	61,356,000.00	(1,923,000.00)			59,433,000.00	5,728,432.26	9,412,203.37	19,118,572.57	24,693,041.80	58,952,250.00	5,728,432.26	9,412,203.37	19,118,572.57	16,482,804.86	50,741,813.06	480,750.00		8,210,436.94	8,210,436.94	
Fin Exp (if applicable)																								
CO		81,339,000	0	81,339,000	81,339,000.00	0			81,339,000.00	38,942,544.31	41,898,683.29		432,547.90	81,273,775.50		18,424,450.07	31,647,180.11	23,599,407.62	73,671,037.80	65,224.50		7,602,737.70	7,602,737.70	

Certified Correct:  ROVELYN P. ROXAS, Budget Officer
 Certified Correct:  MARIA CRISTINA S. SISCAR, CPA, Accountant II
 Recommending Approval:  DORINA J. EMPLEO, Director for Finance
 Approved By:  JESSE T. ZAMORA, Ed.D., SUC President II