

QUARTERLY PHYSICAL REPORT OF OPERATION
As of December 31, 2021

State Universities and Colleges (SUCs)

Agency :

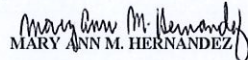
< not applicable >

Organization Code (UACS)

Particulars	UACS CODE	Physical Target (Budget Year)					Physical Accomplishment (Budget Year)					Variance	Remarks
		1st Quarter	2nd Quarter	3rd Quarter	4th Quarter	Total	1st Quarter	2nd Quarter	3rd Quarter	4th Quarter	Total		
1	2	3	4	5	6	7	8	9	10	11	12	13	14
HIGHER EDUCATION PROGRAM	3101000000000000												
OO : Relevant and quality tertiary education ensured to achieve inclusive													
Outcome Indicators													
1. Percentage of first-time licensure exam takers that pass the licensure exams					40%	40%			Licensure examination results are not yet released.	74.54	74.54	22.37%	Accomplishment rate is 142.88%
2. Percentage of graduates (2 years prior) that are employed					65%	65%			51.35%	39.00%	90.35%	10.31%	Accomplishment rate is 112.88%
3. Percentage increase in graduates of CHED-identified and RDC-identified priority program													
Output Indicators													
1. Percentage of undergraduate students enrolled in CHED-identified and RDC-identified priority programs					80%	80%			73.60%	26.40%	100%	0	Accomplishment rate is 100%
2. Percentage of undergraduate programs with accreditation					82.14%	82.14%			82.14%		82.14%	0	Accomplishment rate is 100%
RESEARCH PROGRAM	3202000000000000												
OO : Higher education research improved to promote economic													
Outcome Indicator													
1. Number of research outputs in the last three (3) years utilized by the industry or by the beneficiaries		1	1	1	1	4	1	1	1	7	10	0	Accomplishment rate is 100%
Output Indicators													
1. Number of research outputs completed within the year		9	15	19	17	60	26	9	11	30	76	21	Accomplishment rate is 138.18%
2. Percentage of research outputs presented		13.56% (8/59)	23.73% (14/59)	28.81% (17/59)	27.12% (16/59)	93.22% (55/59)	50.85%	20.34%	10.17%	71.19%	152.55%	56.32%	Accomplishment rate is 158.53%


Particulars	UACS CODE	Physical Target (Budget Year)					Physical Accomplishment (Budget Year)					Variance	Remarks
		1st Quarter	2nd Quarter	3rd Quarter	4th Quarter	Total	1st Quarter	2nd Quarter	3rd Quarter	4th Quarter	Total		
1	2	3	4	5	6	7	8	9	10	11	12	13	14
in national, regional, and international fora within the year													
TECHNICAL ADVISORY EXTENSION PROGRAM	330100000000000												
OO : Community engagement increased													
Outcome Indicator													
1. Number of active partnerships with LGUs, industries, NGOs, NGAs, SMEs, and other stakeholders as a result of extension activities		2	2	3	3	10	9	8	5	21	43	33	Accomplishment rate is 430%
Output Indicators													
1. Number of trainees weighted by the length of training		4,800	4,000	3,420	4,000	16220	2568	2259	9981	10424	25232	9012	Accomplishment rate is 242.06%
2. Number of extension programs organized AND supported CONSISTENT WITH the SUC's mandated and priority programs		1	2	3	2	8	9	8	8	12	37	25	Accomplishment rate is 308.33%
3. Percentage of beneficiaries who rate the training course/s as satisfactory or higher in terms of quality and relevance		25.75%	21.45%	18.34%	21.45%	87%	5.19%	12.54%	157.50%	67.30%	242.53%	156.23%	Accomplishment rate is 281.02%

Prepared By:


MARY ANN M. HERNANDEZ


Director for Planning Monitoring and Evaluation

In coordination with:


ROVELYN P. ROXAS

Budget Officer

Approved By:


LEVY B. ARAGO, JR.
University President